

ImproMask™ Plus

High Filterability | Excellent Ventilation | Skin Friendly

ImproMask™ Plus is a KN95 personal protective equipment (PPE) of high quality & performance. Its designed for filtering particulate, bacterias, virus and microbes. ImproMask™ Plus is a comfortable mask that seals tight in both parts of the mask: upper & bottom part while allowing you to breath easily trough the design.

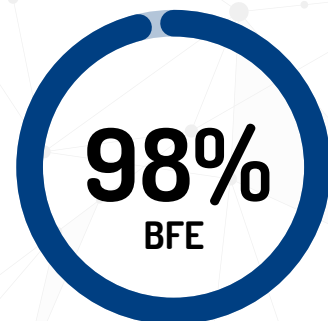
Comodity



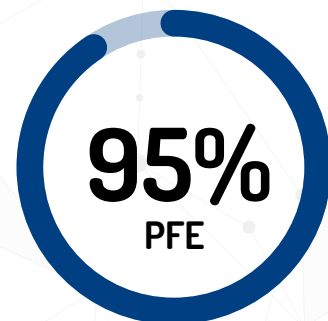
ImproMask™ Plus comes in any size for every type of user and its adjustable for better comfort and grip.

Filtration Efficiency:

The design and technology in the mask and filter gurantees the filtration of:



Bacterial Filtration
Efficiency



Non-oily Particle Filtration
Efficiency

GB2626 | KN95
EN 14683 | TYPE I



SECURE

Moldable nose clip for better grip & tightness.

ADJUSTABLE

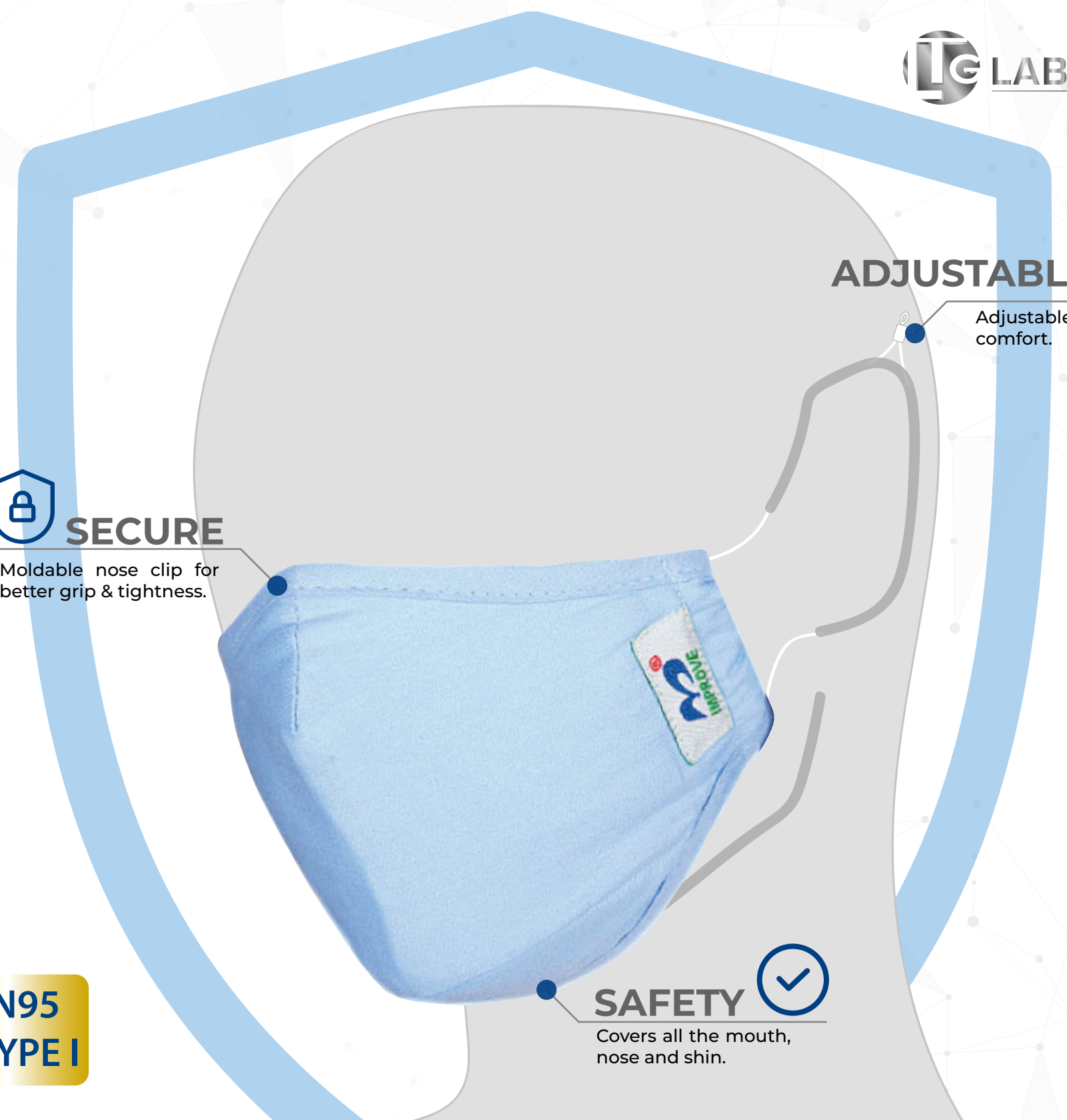


Adjustable piece for comfort.

SAFETY



Covers all the mouth, nose and shin.



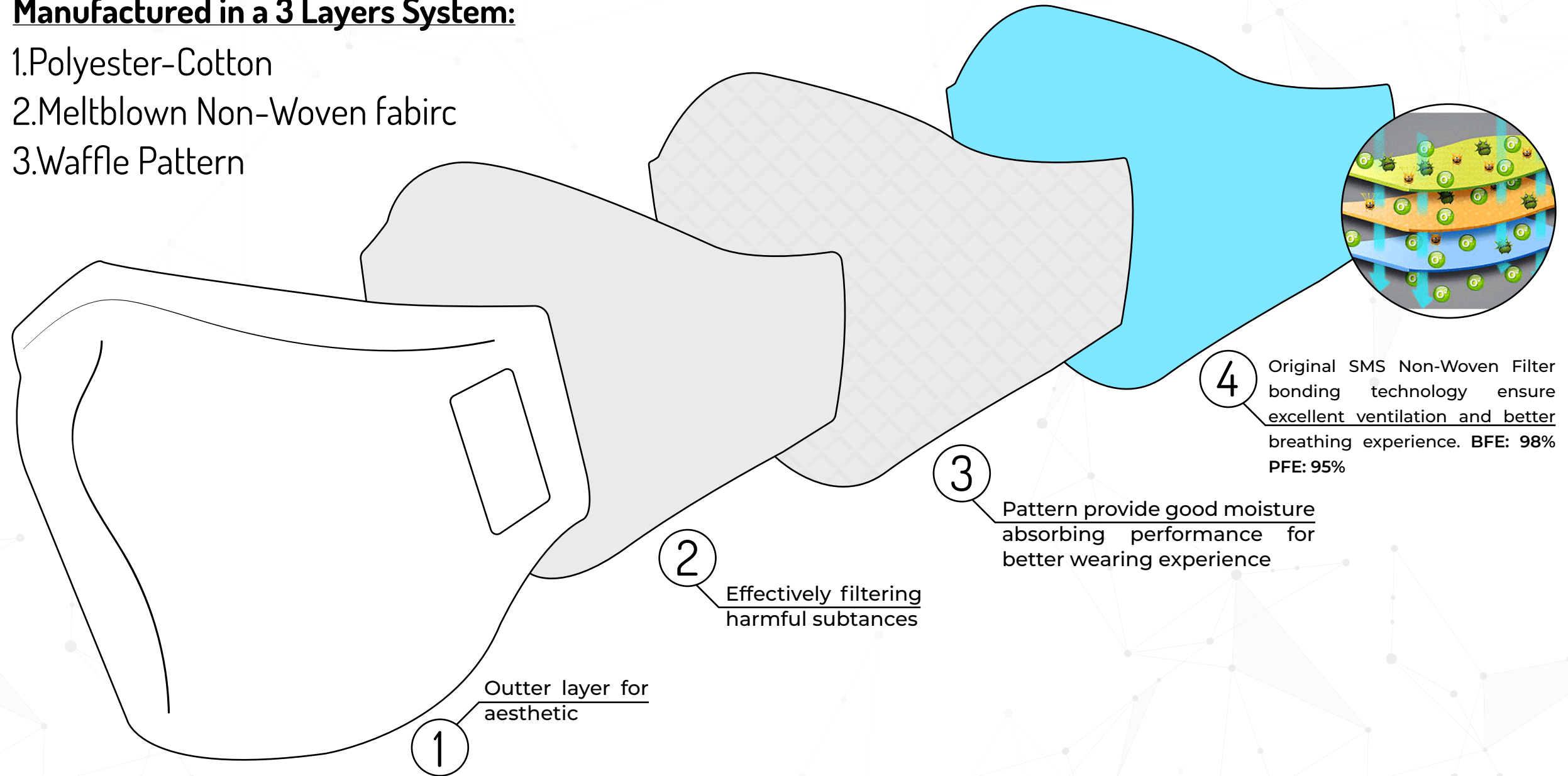
DESIGN

3 LAYERS CONSTRUCTION +
ULTRA THIN FILTER

ImproMask™ Plus is a PPE 3 layer mask for a high performance & durability. It's designed for a high efficiency filtration of bacterias & non-oily particles while having a comfortable and esthetic look.

Manufactured in a 3 Layers System:

1. Polyester-Cotton
2. Meltblown Non-Woven fabric
3. Waffle Pattern



AE**STHETIC**

PROTECT YOUR BUSINESS

Doesn't match the uniform? No problem. **ImproMask™ Plus** comes in a variety of colors to complement your uniform while protecting your business. You can standarize the respirator with the color you choose. **ImproMask™ Plus** is versatil for any business. **For Example:**



HOSPITAL ADMINISTRATION SERVICES
(MEDICAL OFFICES | NON MEDICAL PERSONEL | PHARMACIST)



BANKS



MANUFACTURES & DISTRIBUTORS COMPANY



FOOD INDUSTRY


COLORS: ● ● ● ● ● ● ● ○ *(Other colors available upon request)

INSTRUCTION

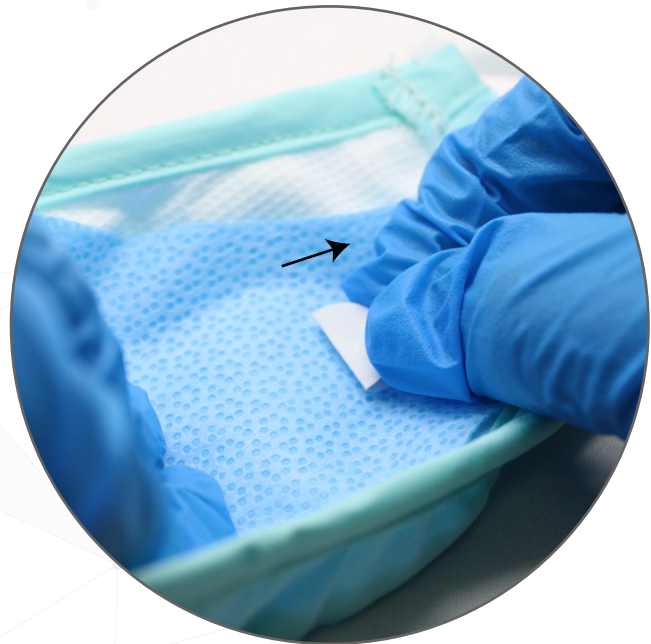
HOW TO USE & ASSEMBLE



1. Open the retail package of the **ImproMask™ Plus** by the tip in the left corner and remove the respirator and the filters to begin the assembly procedure.



2. Remove respirator from clear package and open the filter blister package and remove on filter. Extend the the respirator and present the **ultrathin filter** for best position before attaching it.



3. After postioning the filter for best alignment, remove the paper from the adhesive spot by folding well the tip all the way back and then carefully pull up the paper by holding the same folded tip.















4. Once the filter is assembled in the respirator, the ImproMask™ Plus is ready to use. Put the mask on with the metal nose-piece on top and pull the straps around both ears. Mold the nosepiece for better fitting.

You can adjust your respirator for better fitting by pulling or pushing the rubber clip on the earloops.

COMPARISON BETWEEN MASKS



ImproMask™ Plus is a high quality product from the materials of the compose product to the performance and durability of the respirator. See table for more information about the ImproMask™ Plus compare to the surgical mask that is current in the market.

CONTENT TABLE	SURGICAL MASK	IMPROMASK™ PLUS
		
MATERIAL	3 Layers Construction: (1) Non-Woven Fabric (2) High Density Filter Layer (3) Direct Contact Skin Layer	3 Layers Construction: (1) Polyester-Cotton (2) Meltblown Non-Woven Fabric (Effectively Filtering Harmful Subastance) (3) Waffle Pattern (Good Absorbing Performance) + Ultrathin Filter (BFE 98% PFE 95%)
PACKAGING	Type of Package: Box Minimum Quantity: 50 PCS	Type of Package: Sterile Retail Packaging Quantity: 1 Mask + 4 Filters
TYPE CLASSIFICATION	Type: I Classification: N/A	Type: I Classification: GB2626 KN95 EN 14683
DURABILITY	Disposable 8 Hours MAX	Washable Mask 1 Filter = 7 Days 4 Filters per Package = 1 Month
FILTER SEPARATELY		
COLORS		Stock Colors   Available Upon Request     

SHOWCASE

PRODUCT PHOTOS

